



圓展科技股份有限公司

AVer Information Inc.,

| July. 27, 2021 | AVer Information Inc. | www.aver.com



免責聲明 Statement

- 本簡報包含對於未來展望的表述，該項表述是基於對現況的預期，未來受限於已知、未知風險或不確定因素的影響，因此實際結果可能與表述內容有所差異。這些未來展望的表述，反應本公司目前對於未來的看法，本公司並不負責隨時提醒或更新。
- This presentation contains forward-looking statements subject to significant risks and uncertainties. Actual results may differ significantly from those contained in the forward-looking statements. The forward-looking statements should not be interpreted as legally binding commitments, but rather as flexible information subject to change occasionally.



公司簡介 Company Briefing

創立時間 / Founded

2008年一月 / January 2008

台灣上市公司 (代碼 3669) / Publicly traded on Taiwan stock market (TWSE: 3669)

資本額 / Capital

台幣9.29億元 / US\$ 31.44 million

總公司地點 / Head Office

台灣新北市 / New Taipei City, Taiwan

員工人數 / Employees

全球610員工 / 610 employees worldwide
R&D員工人數接近三分之一 / R&D staffs representing 30% of total workforce

專利數 / Patents


超過299項專利 / Over 299 patents worldwide

2020年營收 / 2020 Revenue
(29.55:1)

台幣40.68億元 / US\$ 137.67 million



研發創新成就 Innovative Breakthroughs



- 首創多方會議使用的協作軟體。
- 首創可串聯式平板電腦充電同步櫃。

Revolutionized collaboration software for MCU and introduced our mobile device charging cabinet.

- 創新8百萬像素USB3.0傳輸4K影像實物攝影機。
- 首創遠距教學專用高畫質HD攝影機。

Changed education with a 4K 8-megapixel visualizer and HD camera for educational applications.

- 推出透過USB3.0，提供4K Ultra HD畫質的小型會議室專用視訊會議攝影機
- 首創支援WebRTC、SIP、H.323、Skype for Business等通訊協定的多點視訊會議系統

Launched our first 4K USB huddle room camera and VC system with WebRTC, SIP, H.323, and Skype for Business support.

- 先進攝影鏡頭技術，創新全功能設計，推出4K PTZ和超優質音效的視訊Soundbar。
- 以領先業界的AI演算法發展獨家的聲音和影像自動追蹤技術。

Advanced huddle room and camera technology with an all-in-one video soundbar and new auto-framing and tracking technologies.

- 因應居家辦公及遠距教學需求，採用AI、雲端新技術開發各種商業和教育解決方案。

Embraced new technology for teaching and working from home, developing various solutions specifically for these trending business and education usage scenarios.

- 線上授課、虛實混合式教學趨勢，創新教學用自動追蹤攝影機及紫外線消毒充電車，並強化AI智能功能。

Added a tracking camera designed for hybrid learning environments, introduced disinfecting and antibacterial charging carts, and improved AI smart functions.



榮獲肯定 Remarkable Recognition

圓展科技榮獲天下雜誌 2000 大調查評選為 2020 年最佳營運績效 50 強企業，名列第 8 名；稅後純益年增近 10 倍，是 50 強中增幅最大的企業。

2020 Taiwan Top 2000 survey on Taiwan's largest enterprises by CommonWealth Magazine, ranking AVer 8th in terms of best overall operation performance and 592nd in the manufacturing industry. Also, AVer's after-tax net profit increased by a factor of nearly 10 annually — the largest increase in the top 50 brands.

2020/2021 創新獲獎紀錄 Recognition of Innovation



AVer PTC310U
Taiwan Excellence Silver Award



AVer M15, TR310
Tech & Learning Awards of Excellence
Secondary Education 2021
(Remote Learning)



AVer M15W, M70W, TR530, CB-310
Tech & Learning 2020 Awards of Excellence



AVerVision M15W
Taiwan Excellence Gold Award 2020



AVer
2020 EdTech Breakthrough Award



AVer TR311HN
2020 Innovative Products Awards



AVer TR530
2020 Best of Show Special Edition winners



AVer PTC310U, M11-8MV, CB-310
Taiwan Excellence Award



AVer M11-8M, X18iS
Tech & Learning Awards of Excellence
Primary Education 2021
(Remote Learning)



AVer Professional Auto Tracking Cameras
The Edtech Awards Cool Tool Finalist 2020



AVer TR530
2020 BEST Award of Commercial Integrator



AVer CAM130
Unified Communications Product of the Year



AVer VC520 Pro2
2021 Globe Awards Gold Winner
(Business and Innovation Awards)



AVer VC520 Pro, CAM340+
2020 BIG Awards for Business



AVer CAM520 Pro
Bronze Stevie® Award Winner



AVer VC520 Pro
Taiwan Excellence Award



AVer VC520 Pro
Silver in the Golden Bridge Awards



AVer CAM520 Pro
Bronze in the Golden Bridge Awards



AVer CAM540
2020 Excellence Award



AVer VC520 Pro
2020 BEST Award of InfoComm China



2020/2021 專業認證 Professional Certification



Zoom Certified

AVer CAM340+

AVer CAM130

AVer VB342+

AVer DL30

AVer CAM520

AVer VB130

AVer PTC310N

AVer CAM540

AVer CAM520 Pro

AVer VC520 Pro

AVer VC520 Pro2

AVer PTZ310(N)

CERTIFIED FOR RingCentral

AVer VB342+

Certified for Microsoft Teams

Certified for Skype for Business

AVer CAM130

AVer VB342+

AVer CAM540

AVer CAM520 Pro

AVer VC520 Pro

Tencent Meeting Certified

AVer VC520 Pro

AVer CAM540

works with Google Meet

Certified for ClickShare Conference

AVer CAM340+

AVer CAM130

AVer VB342+

AVer VB130

AVer CAM540

AVer CAM520 Pro

AVer Fone540

AVer PTC310U

AVer PTZ330(N), PTZ310

AVer VC520 Pro

AVer VC520 Pro2

AVer DL30



全球銷售網路 A Global Presence



台灣總公司
Taiwan Headquarters

12
子/分公司及在地代表
Branches & Local Reps.

+100
銷售及服務國家
Countries with Sales & Services

美洲
the Americas
美國 USA

歐中東非洲 EMEA
荷, 法, 西, *德, *英, *丹
The Netherlands, France, Spain,
*German, *UK, *Denmark

亞太 APAC
台灣, 日本, 越南,
*南韓, *泰國
Taiwan, Japan, Vietnam,
*S. Korea, *Thailand

* local representatives



事業與解決方案 Businesses and Solutions

簡報教育解決方案
Presentation &
Education Solutions



智慧產業解決方案
Smart Industry
Solutions



世界級的服務 World-Class Service

圓展工廠座落於新北市土城工業區，累積紮實的影像、鏡頭、影音科技產品研發、製造經驗，提供世界級的品質和服務。

Our in-house factory is situated in New Taipei City, Taiwan. With years of manufacturing experience, we provide top quality products and services.

國際認證 CERTIFIED

ISO 9001

ISO 14001

OHSAS 18001

ICEQ QC 08000

ISO28000

ISO13485

RoHS

WEEE

ERP

Sony Green Partner

專業服務:

- ODM/OEM 代工服務
- 台灣製造品質
- 10,000m² 工廠佔地

Offering Premium:

- ODM/OEM Services
- Made In Taiwan Quality
- 10,000m² Production Space

導入工業3.5自動化，引進工業人工智慧
Introduction of Industrie 3.5 Automation w/ A.I.



不僅是一個想法，
不只是一個產品，
它是一種藝術！

**Not Just An Idea
Not Just A Product
It's an Art !**





2021上半年營運狀況

2021H1 Operating Performance

- 上半年自結營收約NT\$20億元，年成長達82%，符合公司內部目標。
2021H1 self-assessed revenue was approximately NT\$2 billion, 82% YoY, which meets the internal budget..
- 第一季毛利達NT\$5.47億元，淨利約NT\$2.44億元，上半年獲利受運費增加和缺料漲價影響。
The gross profit in 2021Q1 reached NT\$547 million, and the net income was about NT\$244 million. The profitability in 2021H1 was affected by the increasing of freight costs globally and the material shortages.
- 上半年執行數位轉型，提升製造、後勤與營運效率和效能。
In the last six months, we implemented digital transformation to enhance the efficiency and effectiveness of manufacturing, logistics and operational capabilities.
- 啟動ESG活動，上半年捐贈遠距教學設備，幫助遠距醫療解決方案。
We initiating ESG activities, starting from 2021, by donating distance learning cameras to schools and providing telemedicine solutions to hospitals in H1.



2021 下半年營運重點

2021H2 Operating Focus

- ◆ 推出符合宅經濟需求，且具競爭力的新產品暨服務。

Launch new competitive products and services that meet the needs of stay-at-home economy.

- ◆ 深耕核心技術，並發展不同的應用市場。

Deeply cultivate core technologies and develop different application markets.

- ◆ 持續數位轉型工程，改善營運效能。

Continuous implementing digital transformation project to improve operational efficiency.

- ◆ 秉持永續經營的理念，配合組織發展，推動ESG執行。

Sticking to the concept of sustainable business, promoting ESG activities in align with our organization development.



綜合損益表 Consolidated Income Statement

AVer

單位：新台幣千元 (Unit: K-NTD)	Q1 2021	%	Q4 2020	%	Q1 2020	%	QoQ%	YoY%
營業收入淨額 (Net Sales Revenue)	1,000,138	100	1,272,430	100	474,399	100	-21 %	111 %
營業毛利 (Gross Profit)	547,168	55	654,877	51	247,407	52	-16 %	121 %
營業費用 (Total Operating Expenses)	303,646	31	350,752	27	242,206	51	-13 %	25 %
銷售費用 (Selling Expenses)	175,560	18	244,185	19	158,395	33	-28 %	11 %
管理費用 (G & A Expenses)	29,646	3	32,450	2	18,461	4	-9 %	61 %
研發費用 (R&D Expenses)	98,441	10	74,117	6	65,350	14	33 %	51 %
營業淨利 (Net Operating Income)	243,522	24	304,126	24	5,201	1	-20 %	4,582 %
業外收支 (Non-Operating Gain and Loss)	-8,635	-1	-3,717	0	2,727	1	132 %	-417 %
稅前淨利 (Net Income before Tax)	234,887	23	300,409	24	7,928	2	-22 %	2,863 %
所得稅費用 (Income Tax Expense)	31,400	3	58,411	5	- 158	0	-46 %	20,010 %
本期淨利 (Consolidated Net Income)	203,487	20	241,998	19	8,086	2	-16 %	2,417 %
基本每股盈餘(新台幣元) (Basic EPS, NTD Dollar)	\$ 2.19		\$ 2.60		\$ 0.09			



資產負債表 Balance Sheet



單位：新台幣千元 (Unit: K-NTD)	Q1 2021		Q4 2020		Q1 2020	
	金額	%	金額	%	金額	%
現金及約當現金 (Cash & Equivalents)	1,415,287	29	1,800,553	39	828,613	28
應收款項 (Receivables)	460,168	9	544,535	12	329,378	11
存 貨 (Inventory)	932,234	19	804,941	17	284,411	10
不動產、廠房及設備 (Property & Equipment)	1,261,273	26	1,212,272	26	1,207,346	41
資產總計 (Total Assets)	4,881,043	100	4,679,185	100	2,958,275	100
流動負債 (Current Liabilities)	1,351,090	27	1,344,496	29	370,044	12
非流動負債 (Non-Current Liabilities)	130,842	3	135,214	3	117,361	4
負債總計 (Total Liabilities)	1,481,932	30	1,479,710	32	487,405	16
權益總計 (Total Stockholder' Equity)	3,399,111	70	3,199,475	68	2,470,870	84
流動比率 (Current Ratio)	224%		241%		416%	
速動比率 (Quick Ratio)	153%		180%		329%	
負債比率 (Debt Ratio)	30%		32%		16%	



簡報教育事業

Presentation and Education Business



事業範圍 Business Coverage

簡報教育解決方案
Presentation and Education
Solutions



實物
攝影機



Visualizers

充電
車/櫃



Charge Carts &
Cabinets

互動式觸控螢幕
Interactive
Flat Panels



互動控
制盒



Collaboration Box

自動追蹤
攝影機

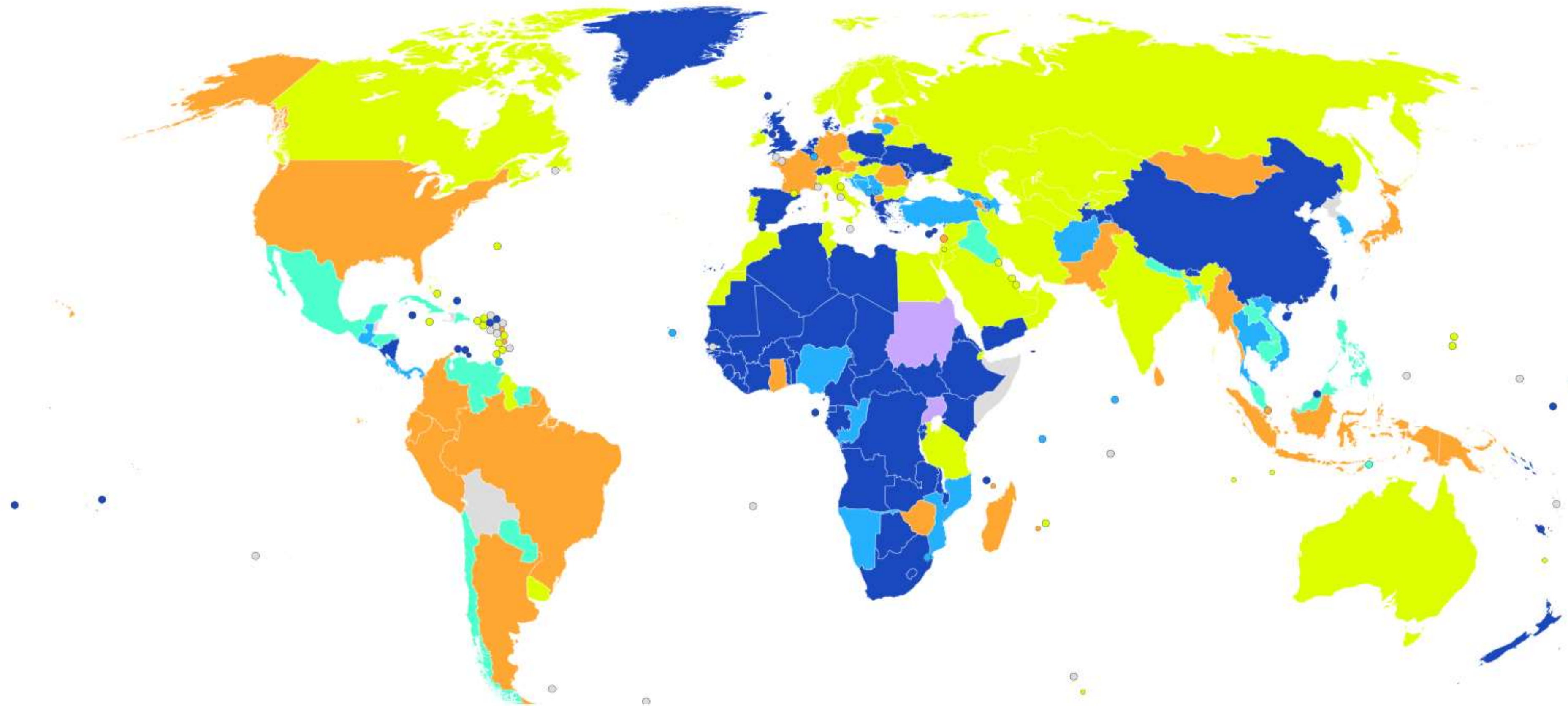


Auto Tracking
Cameras



疫情影響學校狀況 Impact of COVID-19

Select a grade level: Primary, Lower Secondary, and Upper Secondary ▾



Legend

- In-person education:** Schools are open, and students have returned for in-person instruction.
- Hybrid education:** Schools are open combining remote learning and in-person instruction.
- Remote education:** Schools are closed and students are exclusively learning remotely.
- Mixed/multiple:** Schools are operating with a combination of the following: in-person, hybrid, remote, and closed due to COVID-19.
- Extended Break:** Schools are closed due to a regular school calendar closure (e.g., holiday).
- No instruction/closed due to COVID-19:** Schools are closed due to COVID-19, and no education services currently available.
- Unknown/Data Not Available:** Unable to obtain information through publicly available data.

This map displays educational modalities at the country level as of last survey response. Grade level information is only available for countries updated after April 20, 2021.



未來學習新趨勢 Future Trend of Learning



在家學習
At Home



學校學習
In School



行動學習
On the Go



自選學習
On Demand



平板與筆電充電方案 Charging Solution

- ◆ 成長動能來自教育市場行動裝置的需求大增。

Growth momentum is mainly from 1-on-1 demand in school.

- ◆ Chromebook 需求成長但是因為市場供給因素，交貨速度趕不上市場需求，預期下半年仍有15%之成長率。

The shortage of main chipset delayed the shipment of Chromebook, but the growth momentum keep at least 15% growth rate in 2nd half year.

- ◆ 除推出具殺菌功能之充電系列方案外，研發輕便型以及Pre-wired系列應對不同的學校需求。

Pro-active response to school open with saturation of mobile device, DIY and pre-wired solution will be launched besides the sanitization carts.





實物攝影機 Document Camera

- ◆ 因為疫情各國實施的線上教學，以及過去圓展在歐美建立起的高市場佔有率，2021上半年持續市場動能，預期出貨量將再創新高。

Due to distance learning as the education solution during COVID-19, Doccam delivery quantity created high record in these 10 years.

- ◆ 展望未來，將導入更多文件人像多用途攝影機，加速遠距教學之實現。

Doccam with dual mode for document and presentation will be the main direction to speed up the digital transformation.





自動追蹤攝影機 Tracking Camera

AVer

- ◆ 獨創AI 自動追蹤功能，不同模式適用各類教室型態，人性科技減少教師遠距教學隔離感。

Unique AI tracking for different behavior of presenters.

- ◆ AI 功能持續投資與開發，新增複合追蹤模式，兼顧講師與教學內容。

Keep investing on AI technology for best user experience, release new hybrid mode for focus zone and presenter.

- ◆ 與業界聲音大廠合作，研發聲音追蹤功能，再次拓展追蹤攝影機應用範疇。

Partner with famous audio company, introduce audio tracking features to further strengthen competitive edge.



Wide Area Tracking
Presenter Mode



Segment Tracking
Zone Mode



策略合作夥伴 Strategic Partnership

AVer Announces Multiple PTZ Cameras Receive Zoom Certification



AVer Unleashes New Pro AV Auto Tracking PTZ Camera Series Featuring NDI® Integration



And More to Come...



智慧産業事業

Smart Industry Business



事業範圍

Business Coverage



Solutions for business
communication



Cloudy
Video Conferencing
Devices





















































On-Premise
Video
Conferencing



AVer 的品牌經營:得獎及雲端視訊平台生態鏈

AVer Brand Awareness Expanded with Awards & Cloudy VC platform



The Certifications and Awards of AVer USB CAM				AVer					
Room size	Model	Product image	Certification & Award						
Huddle (1~3 people)	CAM130 (Conference Camera)								
	CAM340+ (Conference Camera)								
Huddle to small (3~7 people)	VB130 (All-in-One Video Bar)								
	VB342+ (All-in-One Video Bar)								
Medium to Large (8~24 people)	CAM540 (Conference Camera)								
	CAM520 Pro CAM520 Pro(PoE) (Conference Camera)								
	VC520 Pro (Conference Camera and Speakerphone)								
	VC520 Pro Microsoft Teams edition (Conference Camera and Speakerphone)								
		CAM520 Pro2 (Conference Camera)							
		VC520 Pro2 (Conference Camera and Speakerphone)							
All Sizes	FONE540 (Conference Speakerphone)								



Google Meet



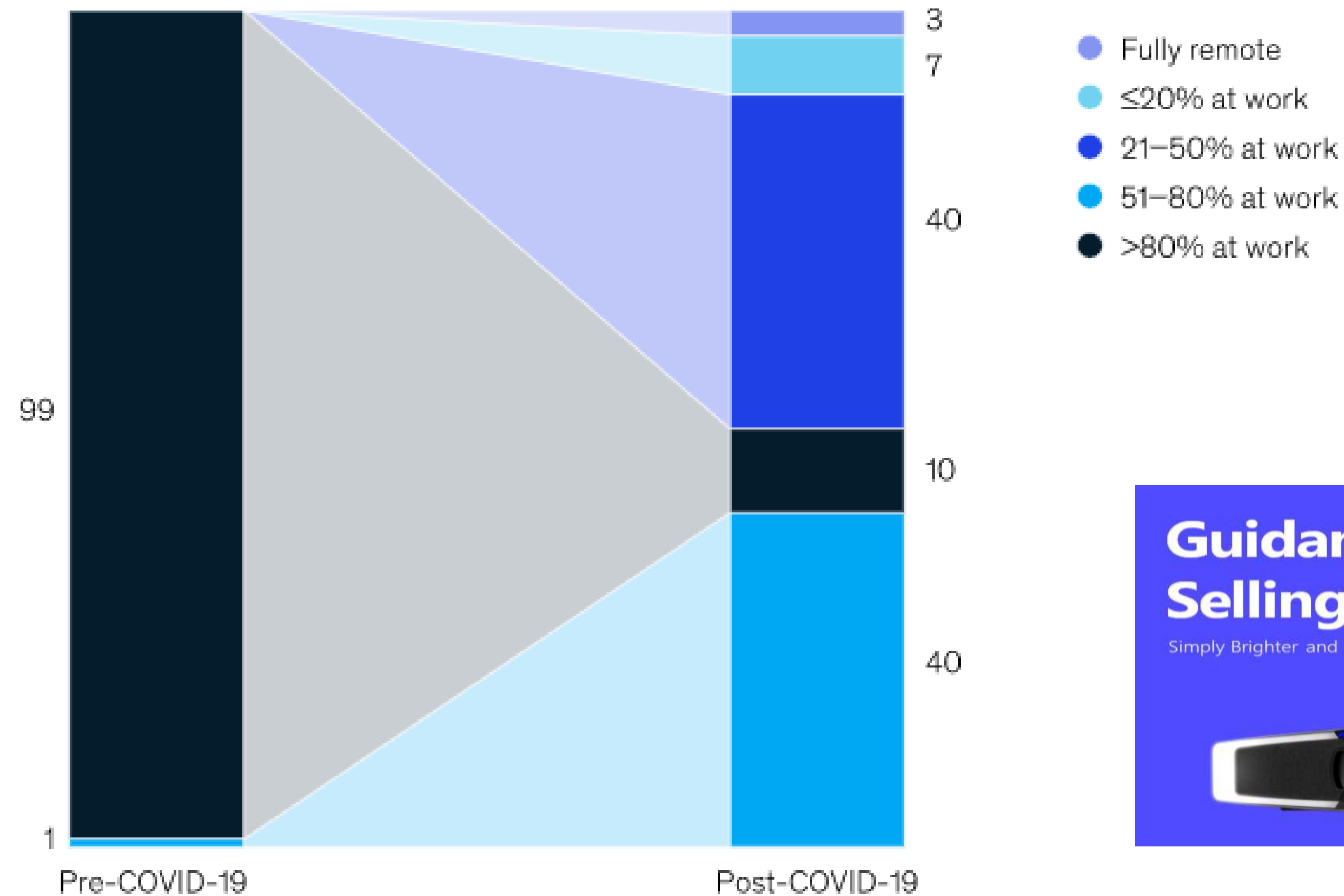


USB 會議攝影機成長動力：混合工作型態 (VC USB Camera growth momentum : Future hybrid work place)

AVer

In the post-COVID-19 future, C-suite executives expect an increase in hybrid work.

Past and future expectations of time spent at work location,¹ % respondents



USB 會議攝影機成長動力：三合一 Video Bar

(VC USB Camera growth momentum : AIO Video Bar)

- 中小型會議室的需求成長趨勢
Video bar becomes main growth engine in huddle and medium space
- 五年複合成長率 31%
CAGR 2020~2025: 31%, Growth driven by video bar



USB 會議攝影機成長動力：自行攜帶+會議室預置 (VC USB Camera growth momentum : BYOD+ Reference Design)

Five Year GVC Unit Forecast

Units	2019A	2020	2021	2022	2023	2024	CAGR5
Multi-codec	808	567	535	509	497	488	-9.6%
Single-codec	414,444	467,700	500,825	530,716	557,170	581,295	7.0%
Exec systems	58,561	61,544	65,813	68,373	69,386	70,080	3.7%
Ref-design systems	333,989	458,548	583,647	688,669	770,248	828,509	19.9%
BYOD	207,583	243,702	282,225	317,259	344,196	366,461	12.0%
Total	1,015,385	1,232,061	1,433,045	1,605,526	1,741,497	1,846,833	12.7%
Y/Y Growth		21.3%	16.3%	12.0%	8.5%	6.0%	

Source: – Wainhouse, Sept 2020

GVC Revenue Forecast by Product Segment

Revenue \$M	2019A	2020	2021	2022	2023	2024	CAGR5
Multi-codec	\$66.50	\$47.49	\$44.24	\$41.47	\$39.73	\$38.31	-10.4%
Single-codec	\$1,895.99	\$2,002.98	\$2,079.54	\$2,132.11	\$2,178.67	\$2,225.09	3.3%
Exec systems	\$85.00	\$90.27	\$95.24	\$97.42	\$97.84	\$98.37	3.0%
Ref-design systems	\$924.50	\$1,258.79	\$1,580.98	\$1,828.44	\$1,994.07	\$2,102.64	17.9%
BYOD	\$199.28	\$223.56	\$248.12	\$273.36	\$290.70	\$305.96	9.0%
Total	\$3,171.28	\$3,623.09	\$4,048.12	\$4,372.79	\$4,600.99	\$4,770.37	8.5%
Y/Y Growth		14.2%	11.7%	8.0%	5.2%	3.7%	

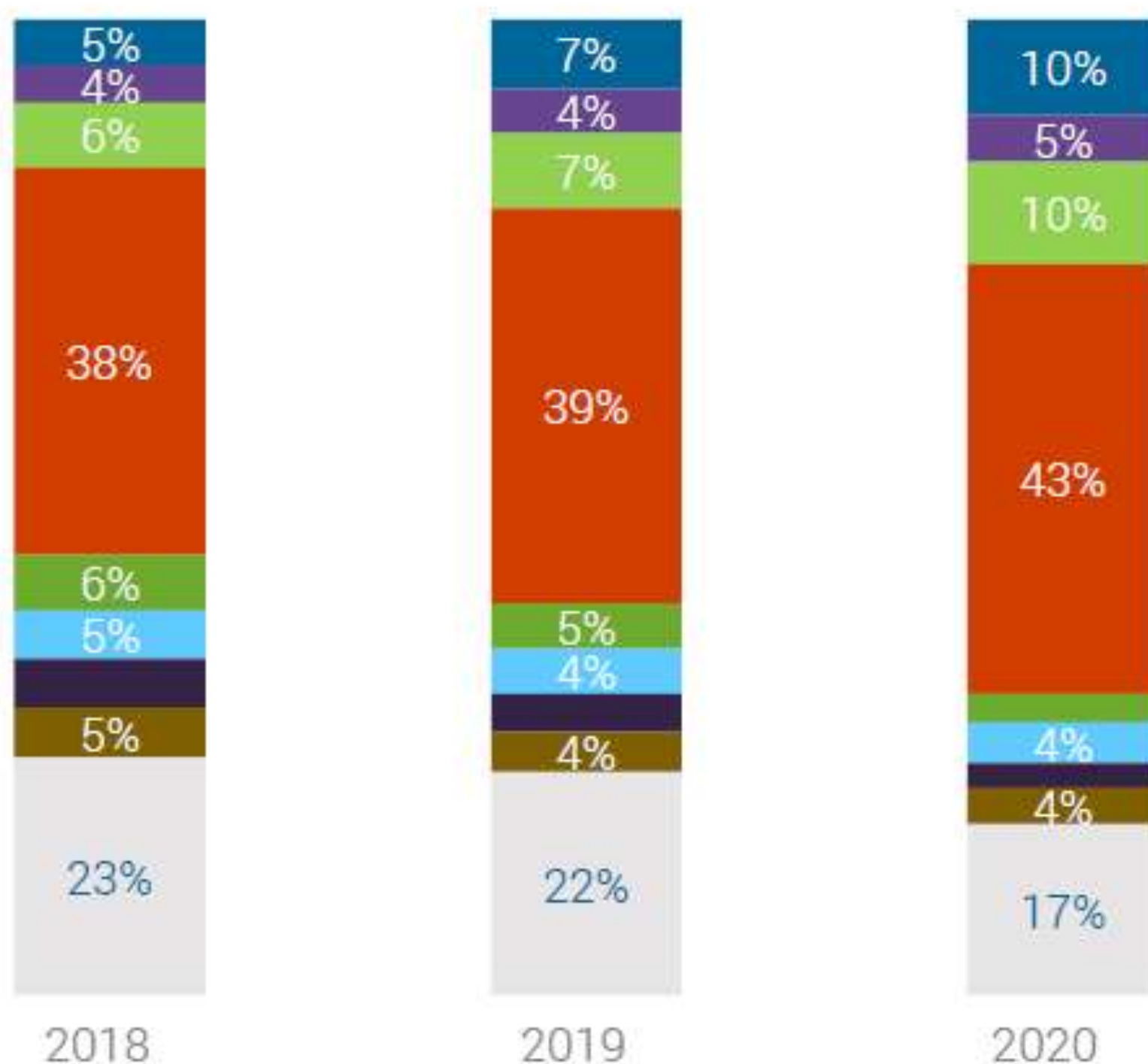


USB 會議攝影機市場占比：營收及數量

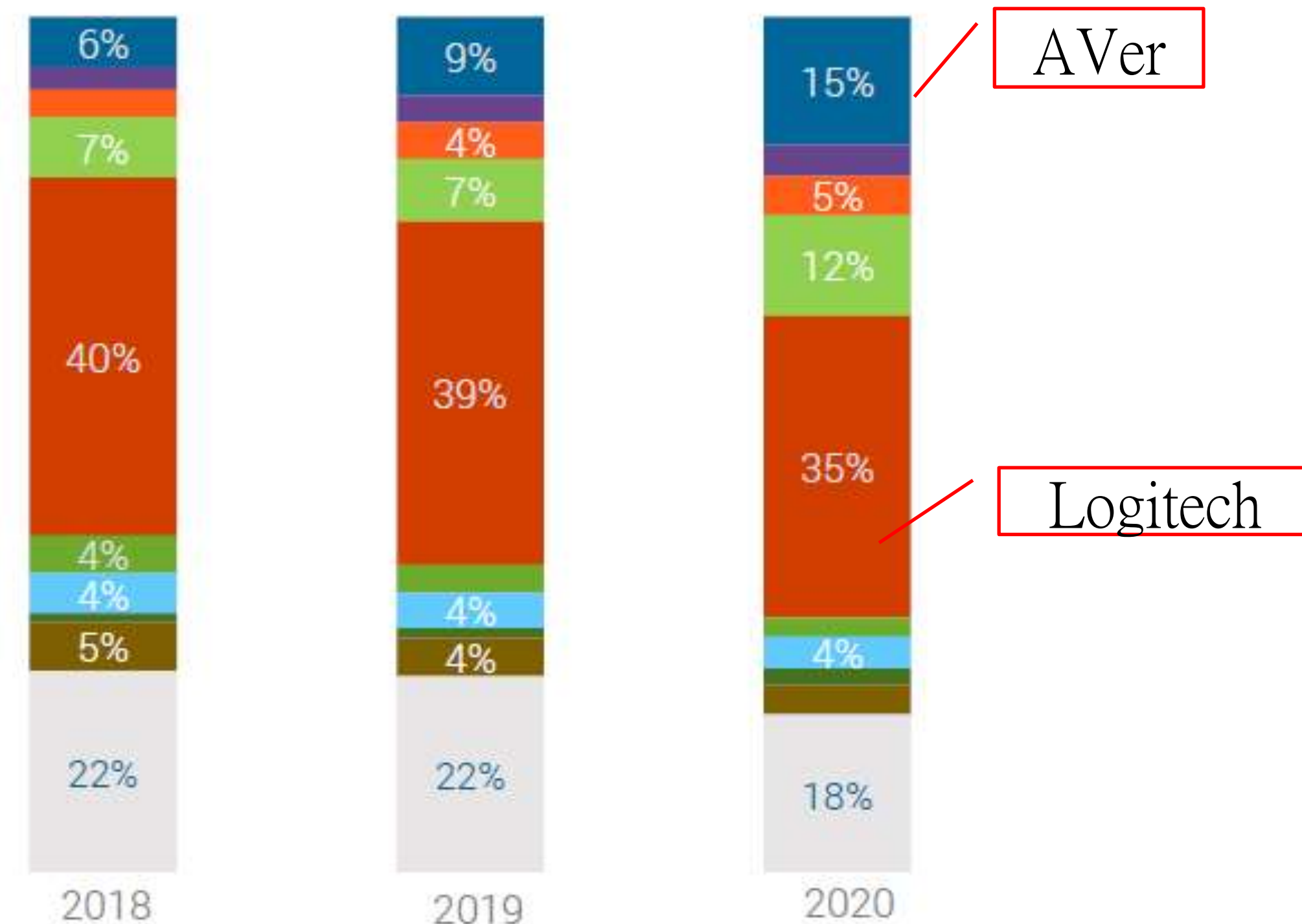
(VC USB Camera market share : Revenue & quantity)

TOTAL CONFERENCE CAMERAS – COMPETITIVE OUTLOOK - GLOBAL

Total Conference Camera Volume Brand Share



Total Conference Camera Value Brand Share





AVer 2021 上市視訊會議新產品

AVer new VC products, 2021



Year 2020	Year 2021
<div>Cam520 Pro</div> <div>VC520 Pro</div> <div>VC540</div> <div>FONE540</div> <div>EP65</div> <div>VB342</div> <div>CAM340+</div>	<div><div>Cam520 Pro2</div><div>VC520 Pro2</div><div>CAM130</div><div>VB130</div><div>CP10</div></div> <div></div>



總結:視訊會議未來市場與機會

Summary: VC Trend and Opportunity

GVC Revenue Forecast by Product Segment							
Revenue \$M	2019A	2020	2021	2022	2023	2024	CAGR5
Multi-codec	\$66.50	\$47.49	\$44.24	\$41.47	\$39.73	\$38.31	-10.4%
Single-codec	\$1,895.99	\$2,002.98	\$2,079.54	\$2,132.11	\$2,178.67	\$2,225.09	3.3%
Exec systems	\$85.00	\$90.27	\$95.24	\$97.42	\$97.84	\$98.37	3.0%
Ref-design systems	\$924.50	\$1,258.79	\$1,580.98	\$1,828.44	\$1,994.07	\$2,102.64	17.9%
BYOD	\$199.28	\$223.56	\$248.12	\$273.36	\$290.70	\$305.96	9.0%
Total	\$3,171.28	\$3,623.09	\$4,048.12	\$4,372.79	\$4,600.99	\$4,770.37	8.5%
Y/Y Growth		14.2%	11.7%	8.0%	5.2%	3.7%	

Devices	5-Year Unit Shipment CAGR (2018–2023) (%)
Dedicated Video Conferencing Endpoints	14.0
USB Conference Room Cams	30.2
IP Video Phones	13.2
Total	17.0

➤ 2024年USB視訊會議攝影機市場預估可達美金15-19億元

The market size of USB conference room cams can reach US\$1.5B-1.9B in 2024



➤ 預估2018-2024 USB視訊會議攝影機的出貨量複合年均增長率可達30%

The 5 Year (2018-2023) unit shipment CAGR of USB conference room cams will be 30.2%



➤ 建置型單點會議終端機仍然有3.3%的5年複合成長率

Single CODEC still has 3.3% CAGR to 2024



Reference: Frost & Sullivan, “Global Video Conferencing Market Analysis, Forecast to 2023”, January 2019 & Waihouse, Nov, 2020



Thank You!

We Create Things | AVer Information